

Quick-Lift Arm

QLA 200i OVERHEAD MOUNTED

Intelligent lifting device which meets the highest standards of ergonomics, working environment, safety and efficiency.

Unique integrated mechanical, electric, pneumatic swivel simplifies use and minimizes maintenance.

Easy to use thanks to outstanding responsiveness, regardless of load weight.

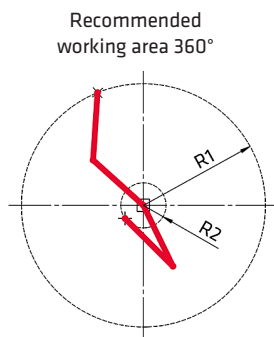
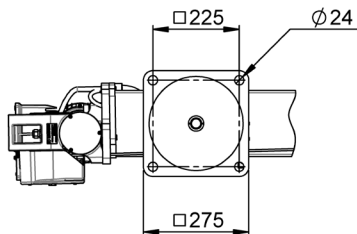
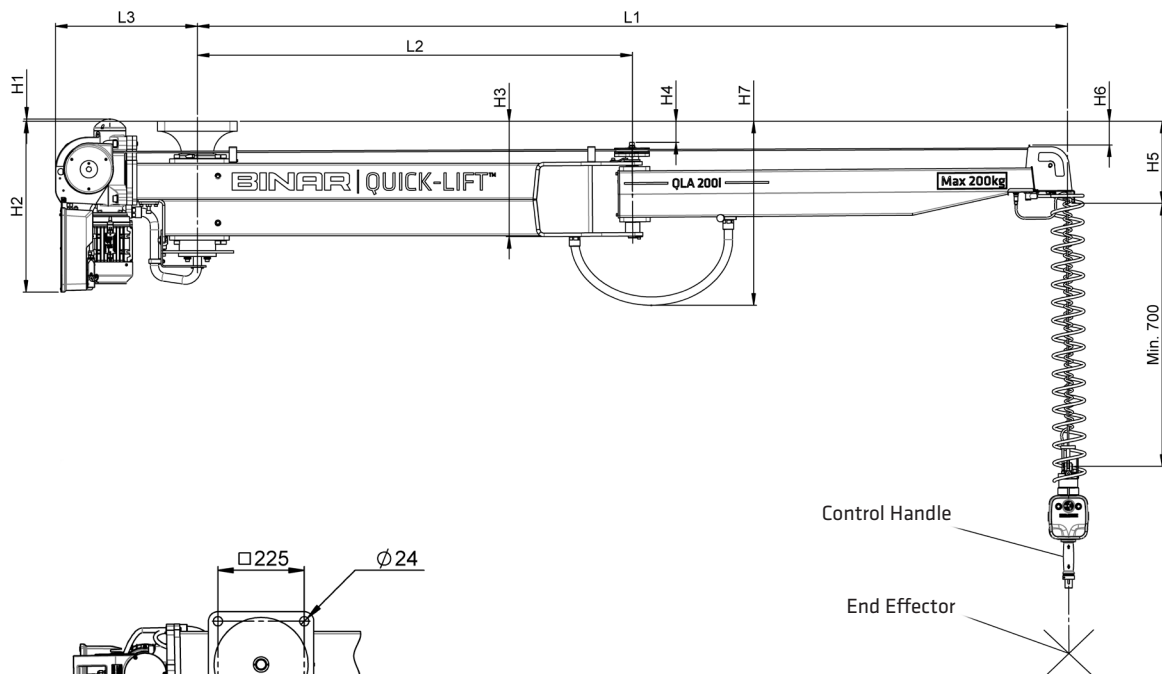
Exceptional safety achieved using our intelligent control systems.

The best auto balance available regardless of load weight.

High reliability and low power consumption results in superior cost efficiency.

Quick-Lift Arm

QLA 200i OVERHEAD MOUNTED



TECHNICAL DATA QLA 200i OVERHEAD MOUNTED

| | |
|-------------------------|---|
| Lifting capacity | Max 200 kg. |
| Working area | Max recommended working radius R1 = L1 - 300 mm. Min recommended working radius R2 = See chart. |
| Stroke length | 2,7 meter. |
| Lift motor | Stepless servo-controlled asynchronous motor. |
| Power supply | 230V, 50-60 Hz, 1-phase with ground protection, 10A. |
| Hinged arm | Arm profiles in Ultra High Strength Steel (UHSS) Standard length 3m. |
| Attachment | The arm is designed with a flange that is to be mounted to a mating flange in the overhead steel structure. |
| Manoeuvring | Manoeuvring is done with Binar Quick-Lifts patented control handle. Only a small force is needed to engage the up/down motion. When the operator let go of the handle, the up/down motion is immediately stopped. |
| End effector | End effectors are designed to fit customers need. Intelligent I/O signals are available for optimum functionality. |
| Options | Middle link, 200 mm for triple hinged arm. Note: The maximum working radius does not increase. Pneumatic parking brake for arm. The brake function is activated via a manual push button on the control handle. Middle link and pneumatic parking brake can not be combined. |

Binar Quick-Lift Systems AB disclaims responsibility for any errors or incomplete information in the published material and reserves the right to make changes.

| Product | Part.no | L1 | L2 | L3 | H1 | H2 | H3 | H4 | H5 | H6 | H7 | R1 | R2 |
|-------------|---------|------|------|-----|----|-----|-----|----|-----|----|-----|------|------|
| QLA 200i OM | 101125 | 3000 | 1500 | 489 | 30 | 590 | 399 | 74 | 284 | 82 | 640 | 2700 | 1300 |

Control handle to be ordered separately. Please contact your distributor for a copy of the technical requirements for the overhead steel structure. The requirements are listed in the documentation; incorporated are ultimate loads and maximum permitted deflections of the overhead steel.

Binar Quick-Lift Systems AB

Box 2014 • SE-461 11 TROLLHÄTTAN • Sweden
telephone: +46 (0)520 47 40 00 • e-mail: info.quicklift@binar.se
www.binarquicklift.com

2019-09-19 EN 3.0

BINAR
Improving your productivity