

Binar Handling QLA 300i

Intelligent lifting device which meets the highest standards of ergonomics, working environment, safety and efficiency.

Unique integrated mechanical, electric, pneumatic swivel simplifies use and minimizes maintenance.

Easy to use thanks to outstanding responsiveness, regardless of load weight.

Exceptional safety achieved using our intelligent control systems.

The best auto balance available regardless of load weight.

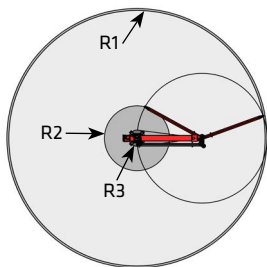
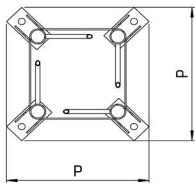
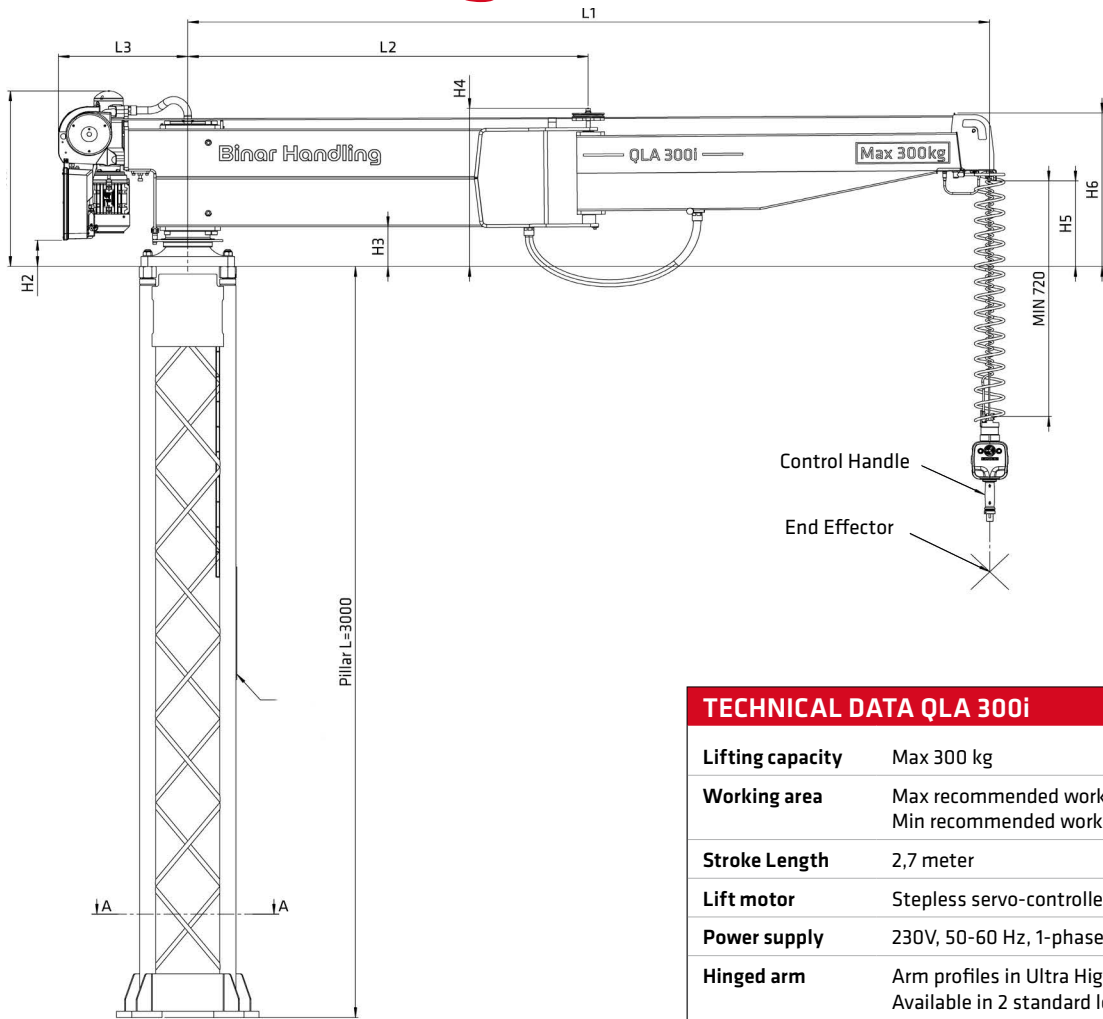
High reliability and low power consumption results in superior cost efficiency.



Full product details



Binar Handling QLA 200i



Recommended working area 360° QLA standard

- Not reached area
- Reached area
- Recommended working area

TECHNICAL DATA QLA 300i

Lifting capacity	Max 300 kg
Working area	Max recommended working radius R1 = L1 - 300 mm Min recommended working radius R2 = See chart
Stroke Length	2,7 meter
Lift motor	Stepless servo-controlled asynchronous motor
Power supply	230V, 50-60 Hz, 1-phase with ground protection, 10A
Hinged arm	Arm profiles in Ultra High Strength Steel (UHSS). Available in 2 standard lengths; 3 and 4 m
Attachment	Floor pillar in painted steel with a standard height of 3 m. Optional pillar heights up to 5 m
Manoeuvring	Manoeuvring is done with Binar Handling's patented control handle. Only a small force is needed to engage the up/down motion. When the operator let go of the handle, the up/down motion is immediately stopped
End effector	End effectors are designed to fit customers need. Intelligent I/O signals are available for optimum functionality
Options	Middle link, 200 mm for triple hinged arm. Note: The maximum working radius does not increase. Pneumatic parking brake for arm. The brake function is activated via a manual push button on the control handle. Middle link and pneumatic parking brake can not be combined.
Compliance	Engineered and CE-marked in full compliance with the European Machinery Directive (2006/42/EC)

Binar Handling AB disclaims responsibility for any errors or incomplete information in the published material and reserves the right to make changes.

Product	Part.no	L1	L2	L3	H1	H2	H3	H4	H5	H6	P	R1	R2	R3
QLA 300i 3m	101108	3000	1500	484	702	105	159	618	341	612	534	2700	1300	200
QLA 300i 4m	101109	4000	2000	484	702	105	159	618	344	615	534	3700	1500	200

R1 = Recommended outer radius, R2 = Recommended inner radius, R3 = Reach with middle link.
Pillar, Control Handle and End-Effector are ordered separately

Binar Handling AB

Hedekullevägen 24 • SE-461 38 Trollhättan • Sweden
telephone: +46 (0)520 47 40 00 • e-mail: info@binarhandling.com
www.binarhandling.com

Binar Handling

Part of the Group